





DIVERSITY WITHIN TEXTURE AND MATERIAL

INTERNATIONAL COLOUR CHART
2009


NATURA



4 colours with transparent coating on throughcoloured fibre cement



Anthracite N 251



Natural grey N 250



Creamwhite N 154



Ruby N 359


9 colours coated on natural grey fibre cement



Beige N 891




Beige N 892



Grey N 291




Grey N 292



Grey N 293



White N 191



Blue N 491



Green N 591



Green N 592


Underlined colours = colours in stock

Untrimmed sizes


Thickness	8 mm or 12 mm	8 mm or 12 mm
Width	1,280 mm	1,280 mm
Length	2,530 mm	3,130 mm

Trimmed sizes


Thickness	8 mm or 12 mm	8 mm or 12 mm
Width	1,250 mm	1,250 mm
Length	2,500 mm	3,100 mm



24 colours coated on anthracite fibre cement




Grey N 271



Grey N 281




Brown N 971



Green N 571



Green N 581




Grey N 272



Grey N 282




Brown N 972



Green N 572



Green N 582




Grey N 273



Grey N 283



Brown N 973



Green N 573



Green N 583




Blue N 471



Red N 371




Black N 071




Blue N 472




Red N 372




Black N 072



Blue N 473



Red N 373




Black N 073

Advice for all colours:

The colour chart gives an impression of the colours which are available.

Reproduction of the exact colour is restricted by the printing process. For an exact colour match, samples are available on request.


NATURA PRO



Natura panels with additional PRO-coating
smooth silk surface



Anthracite NP 251



Natural grey NP 250



Creamwhite NP 154




Ruby NP 359



White NP 191



Beige NP 891




Grey NP 292




Grey NP 282



Blue NP 473




Red NP 373



Green NP 572



Brown NP 973




Black NP 073

Underlined colours = colours in stock

Untrimmed sizes		
Thickness	8 mm or 12 mm	8 mm or 12 mm
Width	1,280 mm	1,280 mm
Length	2,530 mm	3,130 mm

Trimmed sizes		
Thickness	8 mm or 12 mm	8 mm or 12 mm
Width	1,250 mm	1,250 mm
Length	2,500 mm	3,100 mm

PICTURA



Smooth surface with UV-layer on top on natural grey fibre cement panel
(surface only – not edges)


Brown PI 941

Green PI 543

Brown PI 943

Beige PI 842

Beige PI 841



Black PI 041

Grey PI 241

Grey PI 242

Grey PI 243

White PI 141

Red PI 341

Green PI 541

Blue PI 441

Orange PI 741

Green PI 542

Underlined colours = colours in stock


Untrimmed sizes

Thickness	8 mm or 12 mm	8 mm or 12 mm
Width	1,280 mm	1,280 mm
Length	2,530 mm	3,130 mm

Trimmed sizes

Thickness	8 mm or 12 mm	8 mm or 12 mm
Width	1,250 mm	1,250 mm
Length	2,500 mm	3,100 mm

TEXTURA



Textured surface finish on natural grey (TG) or anthracite (TA) fibre cement panels
(surface only – not edges)



Red TA 305



Yellow TG 602



Blue TG 404



Grey TG 206



Blue TA 405



Red TA 304



Yellow TG 601



Blue TG 403



Grey TG 205




Grey TA 207




Orange TA 701



Beige TG 803



Green TG 504



White TG 102



Black TA 001

Underlined colours = colours in stock

Untrimmed sizes

Thickness	8 mm or 12 mm	8 mm or 12 mm	8 mm or 12 mm
Width	1,280 mm	1,280 mm	1,530 mm
Length	2,530 mm	3,130 mm	3,130 mm

Trimmed sizes

Thickness	8 mm or 12 mm	8 mm or 12 mm	8 mm or 12 mm
Width	1,250 mm	1,250 mm	1,500 mm
Length	2,500 mm	3,100 mm	3,100 mm


ETER-COLOR



Throughcoloured
Natural hue and irregularities in the sheet



E00 Cream white



E10 Light beige



E20 Dark grey



E30 Ochre-yellow



E40 Terra-red



E50 Jade green




E60 Light brown

Underlined colours = colours in stock

Untrimmed sizes		
Thickness	8 mm	8 mm
Width	1,240 mm	1,240 mm
Length	2,520 mm	3,070 mm

Trimmed sizes		
Thickness	8 mm	8 mm
Width	1,220 mm	1,220 mm
Length	2,500 mm	3,050 mm

CEDRAL



Cedar wood texture or smooth surface Panels



Natural CS 200, primed (only structure)



White CS 107



Grey CS 205



Beige CS 802



Beige CS 808



Brown CS 903



Brown CS 914



Brown CS 904




Blue CS 410



Blue CS 415



Blue CS 417



Orange CS 732



Red CS 333



Black CS 050

Wood glaze:



Pear CL 102 RC



Cherry tree CL 101 RC





Walnut CL 100 RC

Underlined colours = colours in stock of
Cedral Classic/Structur

Standard sizes

	Classic/Structur	Smooth
Thickness	10 mm	10 mm
Width	190 mm	190 mm
Length	3,600 mm	3,000 mm


Cedral are available in 2 finishes:

Classic/Structur (CS)	Smooth (CG)
	

OPERAL




Slightly structured surface
Medium density board



Underlined colours = colours in stock

Trimmed sizes			
Thickness	9 mm	9 mm	9 mm (Soffits)
Width	1,220 mm	1,220 mm	200, 300, 400 or 600 mm
Length	2,500 mm	3,050 mm	2,500 mm



Natural clay, smooth surface, natural or with graffiti protection

Classic – Natural surfaces



brick red (natural)



toscana



beige




pearl-grey



flint-grey



umbra-grey



cream light

Classic – Finished surfaces with graffiti protection



brick red (finished surface)



dark-red



copper-red



bright-red



salmon-red



light-grey



bright-grey




middle-grey



dark-grey



anthracite



cream



sand



eggshell



white matt



blue matt




white glossy




black glossy


Classic – Special production




bright red streaked



bright blue streaked



mangan




mangan anthracite

Underlined colours = colours in stock

Sizes of TONALITY® classic	
Height	150, 175, 200, 225, 250, 300 and 400 mm
Length	up to 1,600 mm, depending on the height




FR 3 natural red, not glazed



Color – glazed surface (not edges)


Sizes: 175 x 400 mm or 200 x 400 mm



FA 1 glazed




FA 5 glazed



FC 1 glazed



FC 2 glazed




FC 3 glazed



FC 4 glazed




FE 1 glazed




FE 2 glazed



FE 3 glazed




FF 1 glazed



FF 2 glazed




FF 3 glazed



FH 1 glazed



FH 3 glazed



FH 4 glazed



FH 5 glazed




FK 1 glazed



FK 2 glazed



FK 3 glazed



FN 1 glazed



FN 3 glazed




FP 1 glazed




FP 2 glazed




FP 3 glazed




FS 1 glazed



FS 3 glazed




FS 4 glazed



FS 5 glazed



FW 1 glazed




FW 5 glazed




- Roof and façade slates
- Corrugated sheets
- Concrete tiles
- Clay tiles

R O O F I N G



- Large-size façade panels
- Façade systems
- Weatherboards
- Balcony panels

C L A D D I N G



- Rendering Boards
- Building Boards
- Tilebacker Boards

I N T E R I O R S

